








# LNK15








 LxhxP	Dimensions (mm)	599 x 1310 x 1293
 kg	Net weight kg	465
	Hearth opening size (mm)	x
	Hearth size (mm)	89 dm <sup>3</sup>
∅	Smoke outlet diameter (∅ mm)	150
	Heatable m <sup>3</sup>	495 (Referred to the need of 30 kcal/h x m <sup>3</sup> )
<b>kW-N</b>	Nominal thermal power (kW)	17,3
<b>H<sub>2</sub>O</b>	Power given back to water (kW)	17,3
<b>%</b>	Efficiency %	89
	Hourly consumption (kg/h)	4,5
<b>w</b>	Electric consumption ( W )	28
	Fluid contents of the exchanger (L)	72

## CERTIFICATIONS

EN  
15a B-VG  
FlammeVerte  
BlmSchV II

**ENERG** Y IJA  
енергия · ενέργεια IE IA **A+**

# LNK20








 LxhxP	Dimensions (mm)	599 x 1310 x 1293
 kg	Net weight kg	465
 mm	Hearth opening size (mm)	x
 mm	Hearth size (mm)	89 dm <sup>3</sup>
∅	Smoke outlet diameter (∅ mm)	150
 m <sup>3</sup>	Heatable m <sup>3</sup>	602 (Referred to the need of 30 kcal/h x m <sup>3</sup> )
<b>kW-N</b>	Nominal thermal power (kW)	21
<b>H<sub>2</sub>O</b>	Power given back to water (kW)	21
<b>%</b>	Efficiency %	89,3
	Hourly consumption (kg/h)	5,4
<b>w</b>	Electric consumption ( W )	33
 L	Fluid contents of the exchanger (L)	72

## CERTIFICATIONS

EN  
15a B-VG  
FlammeVerte  
BlmSchV II

**ENERG** Y IJA  
енергия · ενέργεια IE IA **A+**

# LNK30

 LxhxP	Dimensions (mm)	695 x 1310 x 1293
 kg	Net weight kg	519
 mm	Hearth opening size (mm)	x
 mm	Hearth size (mm)	119 dm <sup>3</sup>
∅	Smoke outlet diameter (∅ mm)	150
 m <sup>3</sup>	Heatable m <sup>3</sup>	831 (Referred to the need of 30 kcal/h x m <sup>3</sup> )
kW-N	Nominal thermal power (kW)	29
H <sub>2</sub> O	Power given back to water (kW)	29
%	Efficiency %	89,9
 kg/h	Hourly consumption (kg/h)	7,4
W	Electric consumption ( W )	43
 L	Fluid contents of the exchanger (L)	91,6








## CERTIFICATIONS

EN  
15a B-VG  
FlammeVerte  
BlmSchV II

ENERG   A+

енергия · ενεργεια

# LNK40

 LxhxP	Dimensions (mm)	695 x 1310 x 1293
 kg	Net weight kg	524
 mm	Hearth opening size (mm)	x
 mm	Hearth size (mm)	119 dm <sup>3</sup>
∅	Smoke outlet diameter (∅ mm)	150
 m <sup>3</sup>	Heatable m <sup>3</sup>	1060 (Referred to the need of 30 kcal/h x m <sup>3</sup> )
kW-N	Nominal thermal power (kW)	37
H <sub>2</sub> O	Power given back to water (kW)	37
%	Efficiency %	90,5
	Hourly consumption (kg/h)	9,2
W	Electric consumption ( W )	52
 L	Fluid contents of the exchanger (L)	90,2








## CERTIFICATIONS

EN  
15a B-VG  
FlammeVerte  
BlmSchV II

ENERG   A+

енергия · ενέργεια

# LNK 15 EVO

 LxhxP	Dimensions (mm)	550 x 1320 x 1320
 kg	Net weight kg	449
 mm	Hearth opening size (mm)	-
 mm	Hearth size (mm)	89 dm <sup>3</sup>
∅	Smoke outlet diameter (∅ mm)	150
 m <sup>3</sup>	Heatable m <sup>3</sup>	495 (Referred to the need of 30 kcal/h x m <sup>3</sup> )
kW-N	Nominal thermal power (kW)	17,3
H <sub>2</sub> O	Power given back to water (kW)	17,3
%	Efficiency %	89
	Hourly consumption (kg/h)	4,5
W	Electric consumption ( W )	28
 L	Fluid contents of the exchanger (L)	72








## CERTIFICATIONS

EN  
15a B-VG  
FLAMME VERTE  
BlmSchv

ENERG   A+

енергия · ενέργεια

# LNK 20 EVO

 LxhxP	Dimensions (mm)	550 x 1320 x 1320
 kg	Net weight kg	449
 mm	Hearth opening size (mm)	-
 mm	Hearth size (mm)	89 dm <sup>3</sup>
∅	Smoke outlet diameter (∅ mm)	150
 m <sup>3</sup>	Heatable m <sup>3</sup>	602 (Referred to the need of 30 kcal/h x m <sup>3</sup> )
kW-N	Nominal thermal power (kW)	21
H <sub>2</sub> O	Power given back to water (kW)	21
%	Efficiency %	89,3
	Hourly consumption (kg/h)	5,4
W	Electric consumption ( W )	33
 L	Fluid contents of the exchanger (L)	72








## CERTIFICATIONS

EN  
15a B-VG  
FLAMME VERTE  
BlmSchv

ENERG   A+

енергия · ενέργεια

# LNK 30 EVO

 LxhxP	Dimensions (mm)	650 x 1320 x 1320
 kg	Net weight kg	503
	Hearth opening size (mm)	-
	Hearth size (mm)	119 dm <sup>3</sup>
∅	Smoke outlet diameter (∅ mm)	150
	Heatable m <sup>3</sup>	831 (Referred to the need of 30 kcal/h x m <sup>3</sup> )
<b>kW-N</b>	Nominal thermal power (kW)	29
<b>H<sub>2</sub>O</b>	Power given back to water (kW)	29
<b>%</b>	Efficiency %	89,9
	Hourly consumption (kg/h)	7,4
<b>w</b>	Electric consumption ( W )	43
	Fluid contents of the exchanger (L)	91,6








## CERTIFICATIONS

EN  
15a B-VG  
FLAMME VERTE  
BlmSchv

ENERG   A+

енергия · ενέργεια

# LNK 40 EVO

 LxhxP	Dimensions (mm)	650 x 1320 x 1320
 kg	Net weight kg	503
 mm	Hearth opening size (mm)	-
 mm	Hearth size (mm)	119 dm <sup>3</sup>
∅	Smoke outlet diameter (∅ mm)	150
 m <sup>3</sup>	Heatable m <sup>3</sup>	1060 (Referred to the need of 30 kcal/h x m <sup>3</sup> )
<b>kW-N</b>	Nominal thermal power (kW)	37
<b>H<sub>2</sub>O</b>	Power given back to water (kW)	37
<b>%</b>	Efficiency %	90,5
	Hourly consumption (kg/h)	9,2
<b>w</b>	Electric consumption ( W )	52
 L	Fluid contents of the exchanger (L)	90,2

## CERTIFICATIONS

EN  
15a B-VG  
FLAMME VERTE  
BlmSchv

ENERG   A+

енергия · ενεργεια