










# Comfort Idro L80










 LxhxP	Dimensions (mm)	821 x 648 x 608
 kg	Net weight kg	220
 Ø	Smoke outlet diameter (Ø mm)	100
 m³	Heatable m³	545 (Referred to the need of 30 kcal/h x m³)
<b>kW-N</b>	Nominal thermal power (kW)	5,7 - 19
<b>H<sub>2</sub>O</b>	Power given back to water (kW)	4,3 - 14,9
<b>%</b>	Efficiency %	91,6 - 90,4
	Hourly consumption (kg/h)	1,3 - 4,3
	Feed box Total capacity (kg)	~ 18
	Convection fan	Yes
	Remote Control	Yes
<b>W</b>	Electric consumption (W)	80 - 100
	Fluid contents of the exchanger (L)	14,6

## CERTIFICATIONS

EN  
15a B-VG  
FlammeVerte  
BlmSchV II

**ENERG** Y IJA  
енергия · ενεργεια IE IA **A+**

# Duchessa Idro










 LxhxP	Dimensions (mm)	538 x 1034 x 543
 kg	Net weight kg	170
 Ø	Smoke outlet diameter (Ø mm)	80
 m³	Heatable m³	344 (Referred to the need of 30 kcal/h x m³)
<b>kW-N</b>	Nominal thermal power (kW)	3,6 - 12
<b>H<sub>2</sub>O</b>	Power given back to water (kW)	3 - 10,8
<b>%</b>	Efficiency %	92,8 - 91,2
	Hourly consumption (kg/h)	0,8 - 2,8
	Feed box Total capacity (kg)	~ 20
	Convection fan	NO
	Remote Control	Yes
<b>W</b>	Electric consumption (W)	70 - 90
	Fluid contents of the exchanger (L)	13

## CERTIFICATIONS

EN  
15a B-VG  
FlammeVerte  
BlmSchV II

**ENERG** Y IJA  
енергия · ενεργεια IE IA **A+**

# Duchessa Idro Steel










	Dimensions (mm)	538 x 1034 x 543
	Net weight kg	158
	Smoke outlet diameter (Ø mm)	80
	Heatable m <sup>3</sup>	344 (Referred to the need of 30 kcal/h x m <sup>3</sup> )
<b>kW-N</b>	Nominal thermal power (kW)	3,6 - 12
<b>H<sub>2</sub>O</b>	Power given back to water (kW)	3 - 10,8
<b>%</b>	Efficiency %	92,8 - 91,2
	Hourly consumption (kg/h)	0,8 - 2,8
	Feed box Total capacity (kg)	~ 20
	Convection fan	NO
	Remote Control	Yes
<b>W</b>	Electric consumption (W)	70 - 90
	Fluid contents of the exchanger (L)	13

## CERTIFICATIONS

EN  
15a B-VG  
FlammeVerte  
BlmSchV II

**ENERG** Y IJA  
енергия · ενεργεια IE IA **A+**

# Megan Idro Steel










 LxhxP	Dimensions (mm)	475 x 1053 x 588
 kg	Net weight kg	166
 Ø	Smoke outlet diameter (Ø mm)	80
 m³	Heatable m³	344 (Referred to the need of 30 kcal/h x m³)
<b>kW-N</b>	Nominal thermal power (kW)	3,6 - 12
<b>H<sub>2</sub>O</b>	Power given back to water (kW)	3 - 10,8
<b>%</b>	Efficiency %	92,8 - 91,2
	Hourly consumption (kg/h)	0,8 - 2,8
	Feed box Total capacity (kg)	~ 18
	Convection fan	NO
	Remote Control	Yes
<b>W</b>	Electric consumption (W)	70 - 90
	Fluid contents of the exchanger (L)	13

## CERTIFICATIONS

EN  
15a B-VG  
FlammeVerte  
BlmSchV II

**ENERG** Y IJA  
енергия · ενεργεια IE IA **A+**

# Melinda Idro










	Dimensions (mm)	533 x 1157 x 583
	Net weight kg	181
	Smoke outlet diameter (Ø mm)	80
	Heatable m <sup>3</sup>	404 (Referred to the need of 30 kcal/h x m <sup>3</sup> )
<b>kW-N</b>	Nominal thermal power (kW)	4,3 - 14,1
<b>H<sub>2</sub>O</b>	Power given back to water (kW)	3 - 11,6
<b>%</b>	Efficiency %	95,6 - 91,2
	Hourly consumption (kg/h)	0,9 - 3,2
	Feed box Total capacity (kg)	~ 30
	Convection fan	Yes
	Remote Control	Yes
<b>W</b>	Electric consumption (W)	90 - 110
	Fluid contents of the exchanger (L)	13

## CERTIFICATIONS

EN  
15a B-VG  
FlammeVerte  
BlmSchV II

**ENERG** Y IJA  
енергия · ενεργεια IE IA **A+**

# Melinda Idro Steel










	Dimensions (mm)	533 x 1157 x 583
	Net weight kg	178
	Smoke outlet diameter (Ø mm)	80
	Heatable m <sup>3</sup>	404 (Referred to the need of 30 kcal/h x m <sup>3</sup> )
<b>kW-N</b>	Nominal thermal power (kW)	4,3 - 14,1
<b>H<sub>2</sub>O</b>	Power given back to water (kW)	3 - 11,6
<b>%</b>	Efficiency %	95,6 - 91,2
	Hourly consumption (kg/h)	0,9 - 3,2
	Feed box Total capacity (kg)	~ 30
	Convection fan	Yes
	Remote Control	Yes
<b>W</b>	Electric consumption (W)	90 - 110
	Fluid contents of the exchanger (L)	13

## CERTIFICATIONS

EN  
15a B-VG  
FlammeVerte  
BlmSchV II

**ENERG** Y IJA  
енергия · ενεργεια IE IA **A+**

# Melinda Idro 2.0











 LxhxP	Dimensions (mm)	533 x 1157 x 586
 kg	Net weight kg	181
 Ø	Smoke outlet diameter (Ø mm)	100
 m³	Heatable m³	407 (Referred to the need of 30 kcal/h x m³)
<b>kW-N</b>	Nominal thermal power (kW)	4,2 - 14,2
<b>H<sub>2</sub>O</b>	Power given back to water (kW)	3,3 - 11,7
<b>%</b>	Efficiency %	90,6 - 90
	Hourly consumption (kg/h)	0,9 - 3,2
	Feed box Total capacity (kg)	~ 26
	Convection fan	Yes
	Remote Control	Yes
<b>W</b>	Electric consumption (W)	90 - 110
	Fluid contents of the exchanger (L)	16

## CERTIFICATIONS

EN  
15a B-VG  
FlammeVerte  
BlmSchV II

**ENERG** Y IJA  
енергия · ενεργεια IE IA **A+**

# Melinda Idro Steel 2.0

 LxhxP	Dimensions (mm)	533 x 1157 x 586
 kg	Net weight kg	178
 Ø	Smoke outlet diameter (Ø mm)	100
 m³	Heatable m³	407 (Referred to the need of 30 kcal/h x m³)
<b>kW-N</b>	Nominal thermal power (kW)	4,2 - 14,2
<b>H<sub>2</sub>O</b>	Power given back to water (kW)	3,3 - 11,7
<b>%</b>	Efficiency %	90,6 - 90
 	Hourly consumption (kg/h)	0,9 - 3,2
	Feed box Total capacity (kg)	~ 26
	Convection fan	Yes
	Remote Control	Yes
<b>W</b>	Electric consumption (W)	90 - 110
	Fluid contents of the exchanger (L)	16










## CERTIFICATIONS

EN  
15a B-VG  
FlammeVerte  
BlmSchV II

**ENERG**  **A+**  
енергия · ενεργεια



# Virna Idro











	Dimensions (mm)	793 x 1105 x 384
	Net weight kg	151
	Smoke outlet diameter (Ø mm)	100
	Heatable m <sup>3</sup>	415 (Referred to the need of 30 kcal/h x m <sup>3</sup> )
<b>kW-N</b>	Nominal thermal power (kW)	4,3 - 14,5
<b>H<sub>2</sub>O</b>	Power given back to water (kW)	3,7 - 12,3
<b>%</b>	Efficiency %	95,2 - 93
	Hourly consumption (kg/h)	0,9 - 3,2
	Feed box Total capacity (kg)	~ 22
	Convection fan	NO
	Remote Control	Yes
<b>W</b>	Electric consumption (W)	65 - 80
	Fluid contents of the exchanger (L)	19,5

## CERTIFICATIONS

EN  
15a B-VG  
FlammeVerte  
BlmSchV II

**ENERG** Y IJA  
енергия · ενεργεια IE IA **A+**

# Evelyne Idro










 LxhxP	Dimensions (mm)	878 x 1099 x 412
 kg	Net weight kg	212
 Ø	Smoke outlet diameter (Ø mm)	100
 m³	Heatable m³	500 (Referred to the need of 30 kcal/h x m³)
<b>kW-N</b>	Nominal thermal power (kW)	5,1 - 17,5
<b>H<sub>2</sub>O</b>	Power given back to water (kW)	4,3 - 15
<b>%</b>	Efficiency %	95,1 - 93,46
 	Hourly consumption (kg/h)	1,1 - 3,9
	Feed box Total capacity (kg)	~ 26
	Convection fan	Yes
	Remote Control	Yes
<b>W</b>	Electric consumption (W)	90 - 110
	Fluid contents of the exchanger (L)	18

## CERTIFICATIONS

EN  
15a B-VG  
FlammeVerte  
BlmSchV II

**ENERG** Y IJA  
енергия · ενεργεια IE IA **A+**

# Fiandra Idro










	Dimensions (mm)	570 x 1145 x 622
	Net weight kg	227
	Smoke outlet diameter (Ø mm)	100
	Heatable m <sup>3</sup>	505 (Referred to the need of 30 kcal/h x m <sup>3</sup> )
<b>kW-N</b>	Nominal thermal power (kW)	4,8 - 17,6
<b>H<sub>2</sub>O</b>	Power given back to water (kW)	3,7 - 14,1
<b>%</b>	Efficiency %	93 - 90
	Hourly consumption (kg/h)	1,1 - 4
	Feed box Total capacity (kg)	~ 30
	Convection fan	Yes
	Remote Control	Yes
<b>W</b>	Electric consumption (W)	80 - 100
	Fluid contents of the exchanger (L)	16

## CERTIFICATIONS

EN  
15a B-VG  
FlammeVerte  
BImSchV II

**ENERG** Y IJA  
енергия · ενέργεια IE IA **A+**

# Costanza Idro










 LxhxP	Dimensions (mm)	495 x 1153 x 593
 kg	Net weight kg	165
 Ø	Smoke outlet diameter (Ø mm)	100
 m³	Heatable m³	487 (Referred to the need of 30 kcal/h x m³)
<b>kW-N</b>	Nominal thermal power (kW)	4,8 - 17
<b>H<sub>2</sub>O</b>	Power given back to water (kW)	2,7 - 12
<b>%</b>	Efficiency %	92,2 - 91,9
	Hourly consumption (kg/h)	1,1 - 3,8
	Feed box Total capacity (kg)	~ 27
	Convection fan	Yes
	Remote Control	Yes
<b>W</b>	Electric consumption (W)	70 - 100
	Fluid contents of the exchanger (L)	15

## CERTIFICATIONS

EN  
15a B-VG  
FlammeVerte  
BlmSchV II

**ENERG** Y IJA  
енергия · ενεργεια IE IA **A+**

# Iside Idro










	Dimensions (mm)	690 x 1197 x 627
	Net weight kg	255
	Smoke outlet diameter (Ø mm)	80
	Heatable m <sup>3</sup>	540 (Referred to the need of 30 kcal/h x m <sup>3</sup> )
<b>kW-N</b>	Nominal thermal power (kW)	5,3 - 18,8
<b>H<sub>2</sub>O</b>	Power given back to water (kW)	3,9 - 15,7
<b>%</b>	Efficiency %	95,1 - 91,6
	Hourly consumption (kg/h)	1,2 - 4,2
	Feed box Total capacity (kg)	~ 35
	Convection fan	Yes
	Remote Control	Yes
<b>W</b>	Electric consumption (W)	90 - 110
	Fluid contents of the exchanger (L)	18,5

## CERTIFICATIONS

EN  
15a B-VG  
FlammeVerte  
BImSchV II

**ENERG** Y IJA  
енергия · ενεργεια IE IA **A+**

# Giordana Idro










	Dimensions (mm)	639 x 1199 x 641
	Net weight kg	238
	Smoke outlet diameter (Ø mm)	80
	Heatable m <sup>3</sup>	540 (Referred to the need of 30 kcal/h x m <sup>3</sup> )
<b>kW-N</b>	Nominal thermal power (kW)	5,3 - 18,8
<b>H<sub>2</sub>O</b>	Power given back to water (kW)	3,9 - 15,7
<b>%</b>	Efficiency %	95,1 - 91,6
	Hourly consumption (kg/h)	1,2 - 4,2
	Feed box Total capacity (kg)	~ 35
	Convection fan	Yes
	Remote Control	Yes
<b>W</b>	Electric consumption (W)	90 - 110
	Fluid contents of the exchanger (L)	18,5

## CERTIFICATIONS

EN  
15a B-VG  
FlammeVerte  
BlmSchV II

**ENERG** Y IJA  
енергия · ενεργεια IE IA **A+**

# Raffaella Idro










	Dimensions (mm)	633 x 1176 x 624
	Net weight kg	215
	Smoke outlet diameter (Ø mm)	80
	Heatable m <sup>3</sup>	540 (Referred to the need of 30 kcal/h x m <sup>3</sup> )
<b>kW-N</b>	Nominal thermal power (kW)	5,3 - 18,8
<b>H<sub>2</sub>O</b>	Power given back to water (kW)	3,9 - 15,7
<b>%</b>	Efficiency %	95,1 - 91,6
	Hourly consumption (kg/h)	1,2 - 4,2
	Feed box Total capacity (kg)	~ 35
	Convection fan	Yes
	Remote Control	Yes
<b>W</b>	Electric consumption (W)	90 - 110
	Fluid contents of the exchanger (L)	18,5

## CERTIFICATIONS

EN  
15a B-VG  
FlammeVerte  
BlmSchV II

**ENERG** Y IJA  
енергия · ενεργεια IE IA **A+**

# Iside Idro 2.0

 LxhxP	Dimensions (mm)	690 x 1196 x 628
 kg	Net weight kg	255
 Ø	Smoke outlet diameter (Ø mm)	100
 m³	Heatable m³	545 (Referred to the need of 30 kcal/h x m³)
<b>kW-N</b>	Nominal thermal power (kW)	5,3 - 19
<b>H<sub>2</sub>O</b>	Power given back to water (kW)	4 - 15,5
<b>%</b>	Efficiency %	92,3 - 91,6
	Hourly consumption (kg/h)	1,2 - 4,3
	Feed box Total capacity (kg)	~ 35
	Convection fan	Yes
	Remote Control	Yes
<b>W</b>	Electric consumption (W)	90 - 110
	Fluid contents of the exchanger (L)	18,5










## CERTIFICATIONS

EN  
15a B-VG  
FlammeVerte  
BImSchV II

**ENERG** Y IJA  
енергия · ενεργεια IE IA **A+**



# Raffaella Idro 2.0










 LxhxP	Dimensions (mm)	633 x 1176 x 626
 kg	Net weight kg	215
 Ø	Smoke outlet diameter (Ø mm)	100
 m³	Heatable m³	545 (Referred to the need of 30 kcal/h x m³)
<b>kW-N</b>	Nominal thermal power (kW)	5,3 - 19
<b>H<sub>2</sub>O</b>	Power given back to water (kW)	4 - 15,5
<b>%</b>	Efficiency %	92,3 - 91,6
 clock	Hourly consumption (kg/h)	1,2 - 4,3
 box	Feed box Total capacity (kg)	~ 35
 fan	Convection fan	Yes
 remote	Remote Control	Yes
<b>W</b>	Electric consumption (W)	90 - 110
 cup	Fluid contents of the exchanger (L)	18,5

## CERTIFICATIONS

EN  
15a B-VG  
FlammeVerte  
BlmSchV II

**ENERG** Y IJA  
енергия · ενεργεια IE IA **A+**

# Liliana Idro










	Dimensions (mm)	608 x 1314 x 698
	Net weight kg	259
	Smoke outlet diameter (Ø mm)	120
	Heatable m <sup>3</sup>	655 (Referred to the need of 30 kcal/h x m <sup>3</sup> )
<b>kW-N</b>	Nominal thermal power (kW)	6,7 - 22,8
<b>H<sub>2</sub>O</b>	Power given back to water (kW)	5,4 - 20,1
<b>%</b>	Efficiency %	95,9 - 92,4
	Hourly consumption (kg/h)	1,5 - 5,2
	Feed box Total capacity (kg)	~ 53
	Convection fan	NO
	Remote Control	Yes
<b>W</b>	Electric consumption (W)	100 - 120
	Fluid contents of the exchanger (L)	21

## CERTIFICATIONS

EN  
15a B-VG  
FlammeVerte  
BlmSchV II

**ENERG** Y IJA  
енергия · ενεργεια IE IA **A+**

# Diadema Idro










 LxhxP	Dimensions (mm)	619 x 1304 x 698
 kg	Net weight kg	257
 Ø	Smoke outlet diameter (Ø mm)	120
 m³	Heatable m³	815 (Referred to the need of 30 kcal/h x m³)
<b>kW-N</b>	Nominal thermal power (kW)	6,7 - 28,4
<b>H<sub>2</sub>O</b>	Power given back to water (kW)	5,4 - 25,2
<b>%</b>	Efficiency %	95,9 - 90,5
	Hourly consumption (kg/h)	1,5 - 6,5
	Feed box Total capacity (kg)	~ 53
	Convection fan	NO
	Remote Control	Yes
<b>W</b>	Electric consumption (W)	100 - 120
	Fluid contents of the exchanger (L)	21

## CERTIFICATIONS

EN  
15a B-VG  
FlammeVerte  
BlmSchV II

**ENERG** Y IJA  
енергия · ενέργεια IE IA **A+**

# Diadema Idro EVO










	Dimensions (mm)	619 x 1304 x 698
	Net weight kg	257
	Smoke outlet diameter (Ø mm)	120
	Heatable m <sup>3</sup>	803 (Referred to the need of 30 kcal/h x m <sup>3</sup> )
<b>kW-N</b>	Nominal thermal power (kW)	8,03 - 28,03
<b>H<sub>2</sub>O</b>	Power given back to water (kW)	6 - 24,12
<b>%</b>	Efficiency %	90,69 - 90,94
	Hourly consumption (kg/h)	1,85 - 6,43
	Feed box Total capacity (kg)	~ 53
	Convection fan	NO
	Remote Control	Yes
<b>W</b>	Electric consumption (W)	-
	Fluid contents of the exchanger (L)	21

**CERTIFICATIONS**

EN  
FlammeVerte  
BImSchV II



# Diadema Acs Idro










	Dimensions (mm)	619 x 1304 x 689
	Net weight kg	259
	Smoke outlet diameter (Ø mm)	120
	Heatable m <sup>3</sup>	815 (Referred to the need of 30 kcal/h x m <sup>3</sup> )
<b>kW-N</b>	Nominal thermal power (kW)	6,7 - 28,4
<b>H<sub>2</sub>O</b>	Power given back to water (kW)	5,4 - 25,2
<b>%</b>	Efficiency %	95,9 - 90,5
	Hourly consumption (kg/h)	1,5 - 6,5
	Feed box Total capacity (kg)	~ 48
	Convection fan	NO
	Remote Control	Yes
<b>W</b>	Electric consumption (W)	100 - 120
	Fluid contents of the exchanger (L)	21

## CERTIFICATIONS

EN  
15a B-VG  
FlammeVerte  
BImSchV II

**ENERG** Y IJA  
енергия · ενεργεια IE IA **A+**

# Diadema Acs Idro EVO

 LxhxP	Dimensions (mm)	619 x 1304 x 689
 kg	Net weight kg	259
 Ø	Smoke outlet diameter (Ø mm)	120
 m³	Heatable m³	803 (Referred to the need of 30 kcal/h x m³)
<b>kW-N</b>	Nominal thermal power (kW)	8,03 - 28,03
<b>H<sub>2</sub>O</b>	Power given back to water (kW)	6 - 24,12
<b>%</b>	Efficiency %	90,69 - 90,94
	Hourly consumption (kg/h)	1,85 - 6,43
	Feed box Total capacity (kg)	~ 48
	Convection fan	NO
	Remote Control	Yes
<b>W</b>	Electric consumption (W)	-
	Fluid contents of the exchanger (L)	21

## CERTIFICATIONS










EN

FlammeVerte

BImSchV II

**ENERG** Y IJA  
енергия · ενεργεια IE IA **A+**

# Isidora Idro H16










	Dimensions (mm)	596 x 1165 x 708
	Net weight kg	227
	Smoke outlet diameter (Ø mm)	100
	Heatable m <sup>3</sup>	536 (Referred to the need of 30 kcal/h x m <sup>3</sup> )
<b>kW-N</b>	Nominal thermal power (kW)	5,6 - 18,7
<b>H<sub>2</sub>O</b>	Power given back to water (kW)	4,3 - 16
<b>%</b>	Efficiency %	91,5 - 92,4
	Hourly consumption (kg/h)	1,3 - 4,2
	Feed box Total capacity (kg)	~ 33
	Convection fan	Yes
	Remote Control	Yes
<b>W</b>	Electric consumption (W)	60 - 85
	Fluid contents of the exchanger (L)	27

## CERTIFICATIONS

EN  
15a B-VG  
FlammeVerte  
BlmSchV II

**ENERG** Y IJA  
енергия · ενεργεια IE IA **A+**

# Isidora Idro H20

 LxhxP	Dimensions (mm)	596 x 1243 x 708
 kg	Net weight kg	235
 Ø	Smoke outlet diameter (Ø mm)	100
 m³	Heatable m³	665 (Referred to the need of 30 kcal/h x m³)
<b>kW-N</b>	Nominal thermal power (kW)	6,9 - 23,2
<b>H<sub>2</sub>O</b>	Power given back to water (kW)	5,5 - 20
<b>%</b>	Efficiency %	91,2 - 91,5
	Hourly consumption (kg/h)	1,6 - 5,3
	Feed box Total capacity (kg)	~ 38
	Convection fan	Yes
	Remote Control	Yes
<b>W</b>	Electric consumption (W)	65 - 85
	Fluid contents of the exchanger (L)	27










## CERTIFICATIONS

EN  
15a B-VG  
FlammeVerte  
BlmSchV II

**ENERG** Y IJA  
енергия · ενεργεια IE IA **A++**



# Rosanna Idro

	Dimensions (mm)	511 x 1150 x 632
	Net weight kg	163
	Smoke outlet diameter (Ø mm)	100
	Heatable m <sup>3</sup>	407 (Referred to the need of 30 kcal/h x m <sup>3</sup> )
<b>kW-N</b>	Nominal thermal power (kW)	4,1 - 14,2
<b>H<sub>2</sub>O</b>	Power given back to water (kW)	2,9 - 11
<b>%</b>	Efficiency %	92,9 - 91,1
	Hourly consumption (kg/h)	0,9 - 3,2
	Feed box Total capacity (kg)	~ 27
	Convection fan	Yes
	Remote Control	Yes
<b>W</b>	Electric consumption (W)	65 - 95
	Fluid contents of the exchanger (L)	15

## CERTIFICATIONS

EN  
15a B-VG  
FlammeVerte  
BlmSchV II

**ENERG** Y IJA  
енергия · ενεργεια IE IA **A+**